



ودام الغذائية
widam food

INVESTORS CONFERENCE CALL

For the year ended 30 June 2020

ودام الغذائية
widam food

ABOUT US

Widam Food Company Q.P.S.C. (the “Company”) was incorporated in accordance with the Resolution No. 75 of 2003 issued by the Minister of Economy and Finance of the State of Qatar as a Qatari Public Shareholding Company, and was registered at the Ministry of Economy and Commerce of the State of Qatar with the Commercial Registration No. 26911 dated 16 December 2003. The Company is domiciled in the State of Qatar, where it also has its principal place of business. Its registered office is at Second floor, QFB Building, Suhaim bin Hamad street, Al Saad, Doha.

The Company's principal activities include the import and trade of livestock, meat and feeds. In addition the Company is engaged in the slaughter of sheep and cattle and supplying the local market with fresh meat and related products

ودام الغذائية
widam food

FINANCIALS RESULTS

Financial Performance Overview	Jun-20	Jun-19	Variance	Variance
	QR'000	QR'000	QR'000	%
For the period ended 30 June 2020				
Revenue	319,220	304,350	14,870	5%
Cost of sales	(496,900)	(504,061)	7,161	-1%
Government compensation	246,742	283,756	(37,014)	-13%
Gross Profit	69,061	84,045	(14,983)	-18%
Other income	2,074	498	1,577	317%
General and administrative expenses	(25,860)	(26,706)	847	-3%
Operating Profit	45,276	57,836	(12,560)	-22%
Profit received from bank deposit	3,613	5,140	(1,527)	-30%
Foreign exchange gain	813	311	502	161%
Finance cost on lease liabilities	(151)	(198)	47	-24%
Profit for the period from continuing operations	49,551	63,088	(13,537)	-21%
Discontinued operation:				
Loss from discontinued operation	0	(13,846)	13,846	-100%
Profit for the period	49,551	49,243	308	0.6%
Earnings per share - continuing operations				
	0.28	0.35	-0.08	-21.5%
Basic and diluted earnings per share				
	0.28	0.27	0.00	0.6%

The net profit of the Company for period ended 30 June 2020 has increased by around 0.6% as compared the same period 2019.

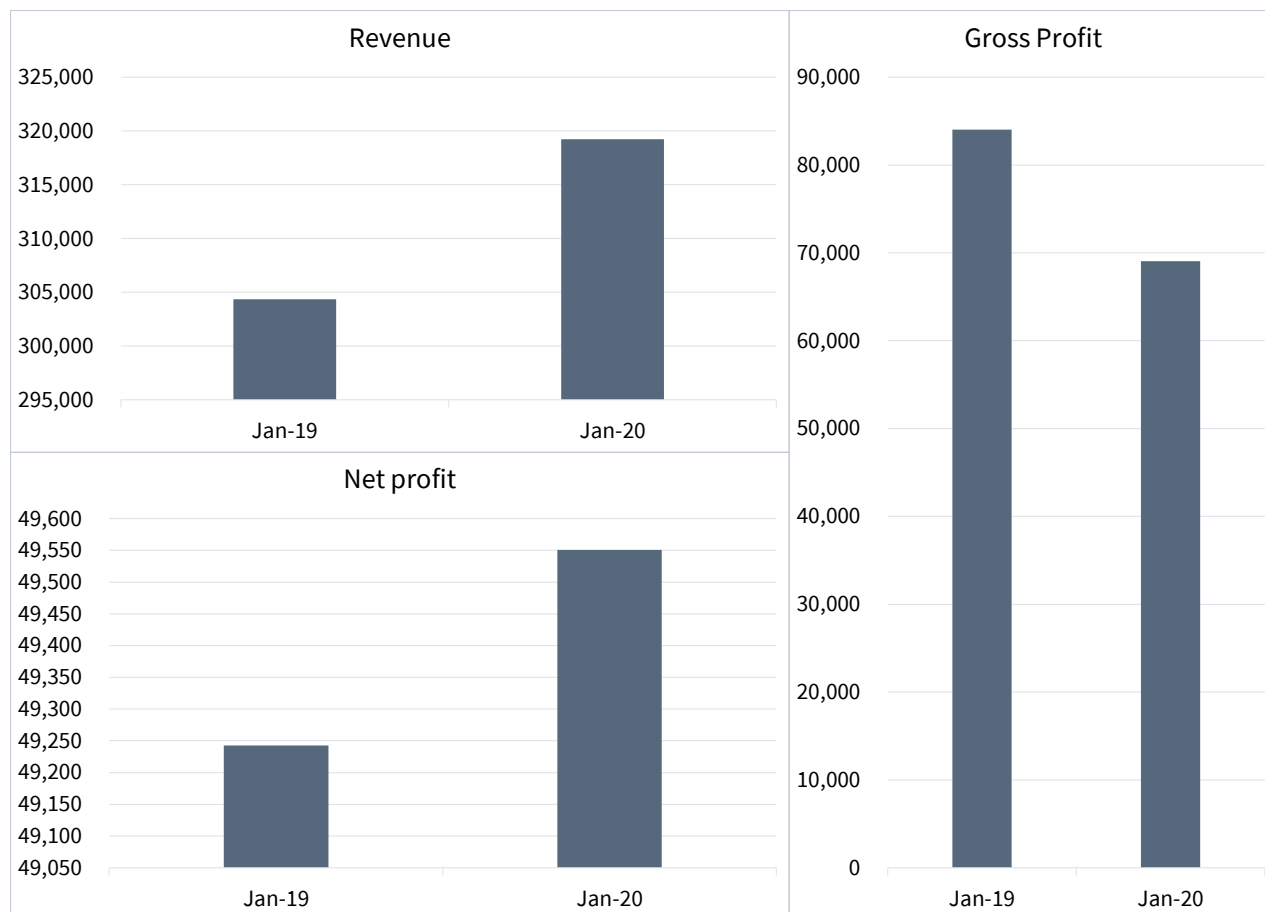
Net profit of the Company increased mainly due to Increase in sales 5%

Decrease in cost by 1%

increase in other oncome by 317%.

FINANCIALS RESULTS

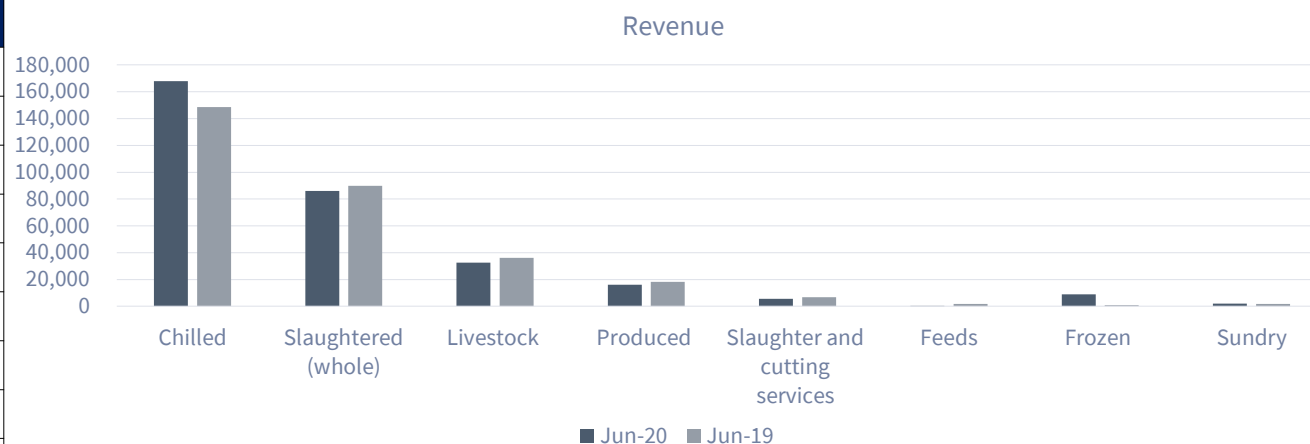
ودام الغذائية
widam food



**6/2020
Performance**

FINANCIALS RESULTS - REVENUE

Revenue (QR'000)	Jun-20	Jun-19
Chilled	167,903	148,672
Sheep Sales	0	0
Slaughtered (whole)	85,965	89,804
Livestock	32,504	36,248
Produced	16,034	18,356
Slaughter and cutting services	5,703	6,853
Feeds	276	1,757
Frozen	8,908	831
Sundry	1,926	1,827
	319,220	304,350



FINANCIAL POSITION

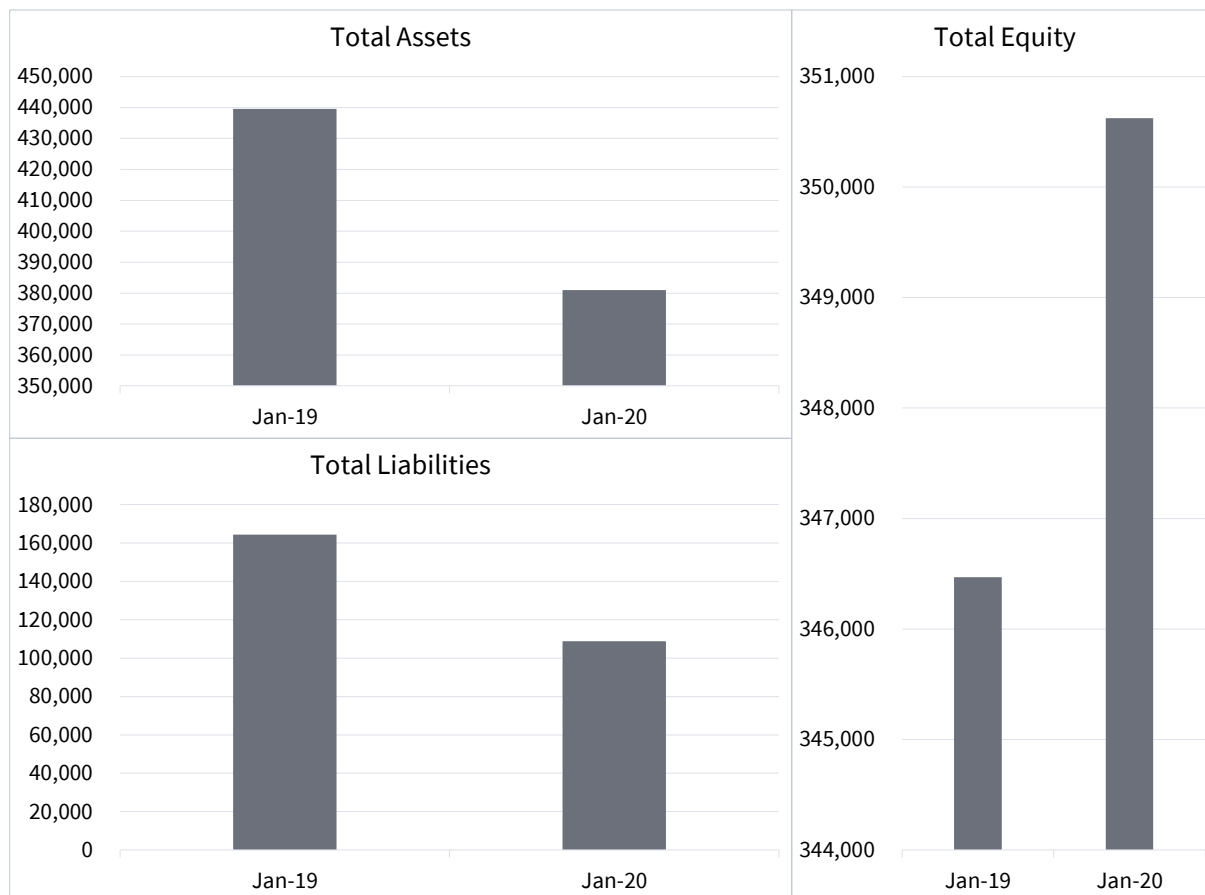
Key statement of financial position line items	Jun-20	Dec-19	Var.	%
ASSETS				
Non-current assets				
Property and equipment	22,469,187	21,774,556	694,631	3%
Projects under progress	4,903,584	4,727,578	176,006	4%
Available for-sale-financial assets	47,448,960	38,020,000	9,428,960	25%
ROU asset Non-Current	3,666,441	6,711,996	(3,045,555)	-45%
	78,488,172	71,234,130	7,254,042	10%
Current assets				
Inventories	33,777,260	16,526,695	17,250,565	104%
Biological assets	767,549	834,818	(67,269)	-8%
Accounts receivable and prepayments	255,177,634	230,274,885	24,902,749	11%
Cash and bank balances	91,220,955	191,938,841	(100,717,886)	-52%
	380,943,398	439,575,239	(58,631,841)	-13%
TOTAL ASSETS	459,431,570	510,809,369	(51,377,799)	-10%

FINANCIAL POSITION

Key statement of financial position line items	Jun-20	Dec-19	Var.	%
EQUITY AND LIABILITIES				
Equity				
Share capital	180,000,000	180,000,000	0	0%
Legal reserve	83,963,346	83,963,346	0	0%
Fair value reserve	5,048,760	(4,380,200)	9,428,960	-215%
Translation reserve	(23,539,536)	(22,716,668)	(822,868)	4%
Retained Losses / earning	105,151,942	109,600,971	(4,449,029)	-4%
Total equity	350,624,512	346,467,449	4,157,063	1%
Non-current liabilities				
Employees' end of service benefits provision	15,186,620	14,509,148	677,472	5%
Lease liability – Non-Current	257,756	1,285,679	(1,027,923)	-80%
	15,444,376	15,794,827	(350,451)	-2%
Current liabilities				
Islamic borrowings	30,266	271,560	(241,294)	-89%
Accounts payable and accruals	89,774,445	142,694,786	(52,920,341)	-37%
Lease liability	3,557,971	5,580,747	(2,022,776)	-36%
	93,362,682	148,547,093	(55,184,411)	-37%
Total liabilities	108,807,058	164,341,920	(55,534,862)	-34%
TOTAL EQUITY AND LIABILITIES	459,431,570	510,809,369	(51,377,799)	-10%

FINANCIAL POSITION

ودام الغذائية
widam food



FINANCIAL POSITION
2020

Disclaimer

This presentation has been prepared for information purposes only and is not and does not form part of any offer for sale or solicitation of any offer to subscribe for or purchase or sell any securities nor shall it or any part of it form the basis of or be relied on in connection with any contract or commitment whatsoever.

ودام الغذائية
widam food

Thank You

ودام الغذائية
widam food